















## AIRMEC CRM102

100 LITRE 2 HP SINGLE PHASE BELT DRIVE COMPRESSOR



Two-cylinders cast iron head provided with cast iron valve plate and stainless steel valves at high resistance. The functioning at low r.p.m. and a cast iron oversized fly wheel permit a low working temperature. Intermediate and ending collectors with ample fins allow a further cooling.

The three-phase electric motor is controlled by a contactor with thermic protection.

																				
Type	Lt.	Type	L/min.	m <sup>3</sup> /h	c.f.m.	kW	HP	Volt	Amp.	r.p.m.	n.	Stage n.	bar	p.s.i.	kg	L	B	H	LpA (0.1-10m)	LwA
<b>CRM 101</b>	100	K11	220	13,2	7,77	1,1	1,5	230	6,5	850	2	1	10	145	64	1270	490	870	≤ 74	90
<b>CRM 102</b>	100	K17	321	19,26	11,33	1,5	2	230	9	850	2	1	10	145	69	1270	490	870	≤ 72	90